

▼ 3.1/01

Hopper for Müller drum Type 60

Symmetrical stainless steel hopper

Lid rim deep-drawn, pressed cone

All seams butt-welded, smoothed and polished

Patented stainless steel valve with clamp closing and hand lever



▼ 7.8 Sealing

- in food grade quality
- exchangeable

▼ 7.2 Cone

- hopper rim fitted with seal
- adaptable to the drum with a clamping ring
- angle of repose 60°
- use for easy flowing bulk material

▼ 7.6 Valve with hand lever Type MC

- dust - tight
- continuously adjustable
- sealable
- easy to clean
- easy to assemble

▼ 7.1 Outlet tube

- for dust-free docking

▼ 7.8 Accessories

- sight glass
- discharge aids
- vibrator





Hopper for Müller drum Type 60

3.1/01 ▼

Material:

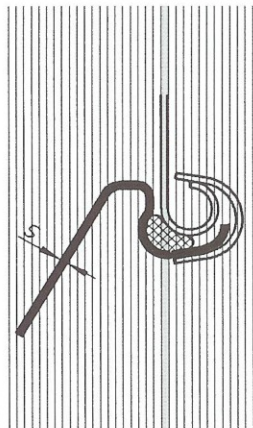
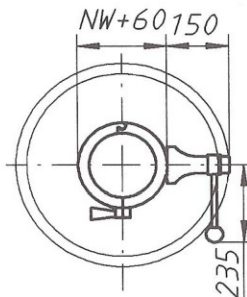
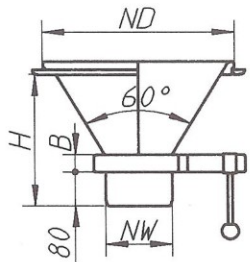
Cone, outlet tube, valve flanges and valve disk made of stainless steel AISI 316L

Clamp, hand lever made of stainless steel AISI 304

Sealing made of silicone food grade quality

Surface:

All parts inside and outside polished and brushed to a 320 grit



NW	H	B	S	G	V	ART. NR.	ND	L*
100	175	44	1,2	6,2	0,6	0826409	170	
150	162	44	1,2	7,8	0,6	0826320	170	
100	246	44	1,2	6,4	2,6	0826410	250	
150	203	44	1,2	8,0	2,0	0826321	250	
200	160	44	1,2	9,4	0,9	0826322	250	
100	302	44	1,2	6,7	5,8	0826397	315	
150	259	44	1,2	8,3	5,0	0826323	315	○
200	216	44	1,2	9,7	4,0	0826324	315	
250	172	44	1,2	11,4	2,3	0826325	315	
100	355	44	1,2	7,0	10,2	0826411	375	
150	312	44	1,2	8,6	9,3	0826326	375	○
200	269	44	1,2	10,0	8,3	0826327	375	
250	225	44	1,2	11,7	6,5	0826328	375	
300	188	52	1,2	16,6	4,0	0826329	375	
100	418	44	1,2	7,4	18,2	0826396	450	
150	375	44	1,2	9,0	17,2	0826330	450	●
200	332	44	1,2	10,5	16,1	0826331	450	
250	288	44	1,2	12,1	14,4	0826332	450	
300	251	52	1,2	17,1	11,8	0826333	450	
100	522	44	1,2	8,3	36,5	0826412	560	
150	479	44	1,2	9,9	34,9	0826334	560	●
200	428	44	1,2	11,3	33,8	0826335	560	●
250	385	44	1,2	12,9	32,1	0826336	560	
300	347	52	1,2	17,9	29,5	0826337	560	
100	545	44	1,5	9,3	44,7	0826413	600	
150	501	44	1,5	10,9	43,1	0826338	600	
200	458	44	1,5	12,2	42,1	0826339	600	
250	415	44	1,5	13,9	40,4	0826340	600	○
300	377	52	1,5	18,8	37,9	0826341	600	
100	636	44	1,5	10,6	74,8	0826414	710	
150	592	44	1,5	12,2	73,2	0826342	710	
200	549	44	1,5	13,6	72,2	0826343	710	
250	506	44	1,5	15,2	70,5	0826344	710	○
300	468	52	1,5	20,1	68,0	0826345	710	

NW = nominal diameter outlet tube, H = hopper height, B = valve height, s = sheet thickness, G = weight in kg, V = volume in litre, ND = nominal diameter hopper inlet, L ● = available from stock, L ○ = to be preferred